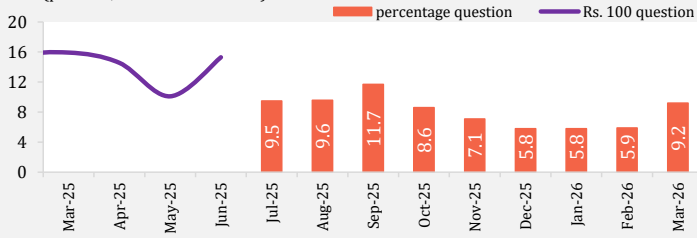


# Business Confidence Survey - March 2026

(This survey was conducted during March 03-17, 2026, with a total of 432 respondents. The number presented are diffusion Indices (DI\*) except for Figures 1 & 8)

## Businesses foresee a rise in inflation in next 12 months

**Fig 1: Inflation Expectations** (percent, 5% trimmed mean)

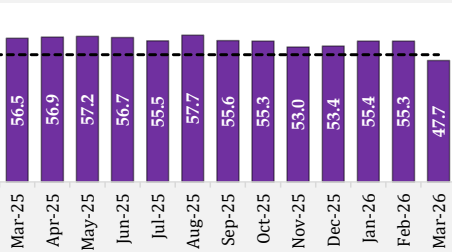


**Fig 2: Proportion of Businesses Expecting Higher prices**

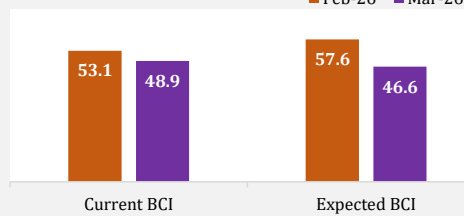


## The latest wave shows a dip in business confidence indicating a more subdued outlook.

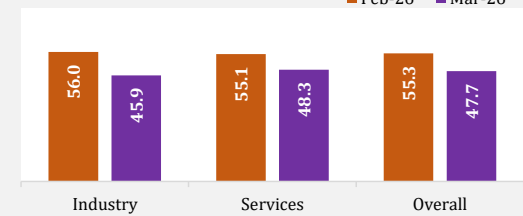
**Fig 3: Business Confidence Index (BCI)**



**Fig 4: Current and Expected BCI**

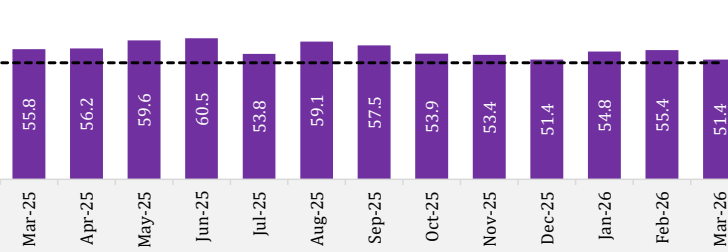


**Fig 5: Sector-wise BCI**



## PMI moderated in current wave

**Fig 6: Purchasing Managers Index (PMI)**

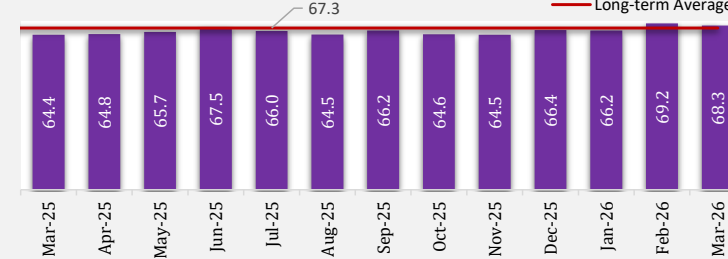


**Fig 7: Components of PMI**

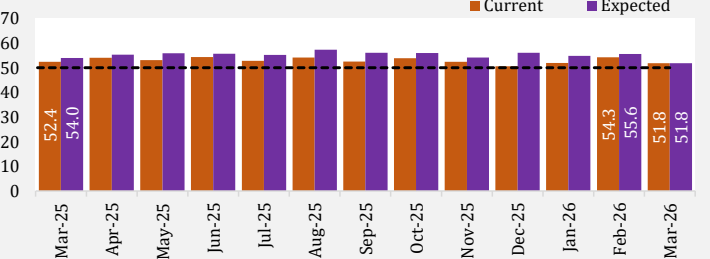


## Capacity utilization declined slightly, though still near long-term levels, while employment perceptions softened

**Fig 8: Average Capacity Utilization (Manufacturing, %)**



**Fig 9: Employment Perspective**



\*\*DI>50 indicates that positive/ increasing views are more than negative/ declining views. DI = 50 indicates that positive/ increasing views and negative/ declining views are equal (shown by dash line). DI<50 indicates that positive/ increasing views are less than negative/ declining views. Both current and expected variables are assessed over the past or next six months except Figures 1, 2 which are based on 12-month period.

Note: For more details of the survey, visit SBP website